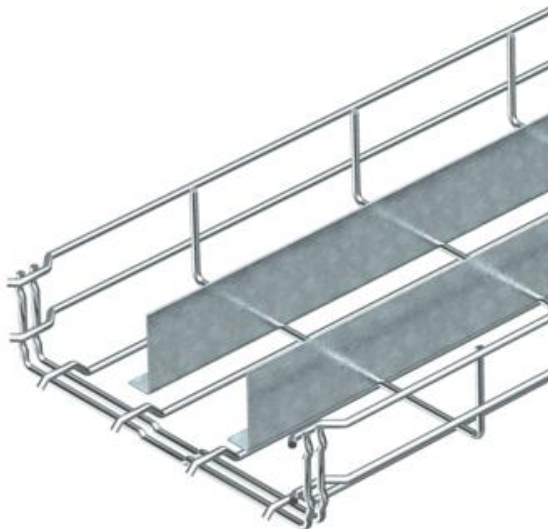


Technical data sheet

Mesh cable tray GR-Magic® 55 with 2 barrier strip

Item number: 6006395



Mesh cable tray with shaped connector and two welded barrier strips of side height 55 mm.
No additional connection components are required for the mesh cable tray, it is simply interlocked. The grid width is 50 x 100 mm.
Magnetic shield insulation without cover 15 dB, with cover 25 dB.



St Steel

G Electrogalvanized

Master data

Item number	6006395
Description 1	Mesh cable tray GRM
Description 2	with 2 barrier strips
Manufacturer	OBO
Dimension	55x200x3000
Colour	zinc
Material	Steel
Surface	Electrogalvanized
Surface standard	EN ISO 19598 / EN ISO 4042
Smallest sales unit	3
Unit of quantity	Metre
Weight	189.7 kg
Weight unit	kg/100 m
CO Footprint (GWP) Cradle-to-Gate	3,5113 kg COe / 1 Meter

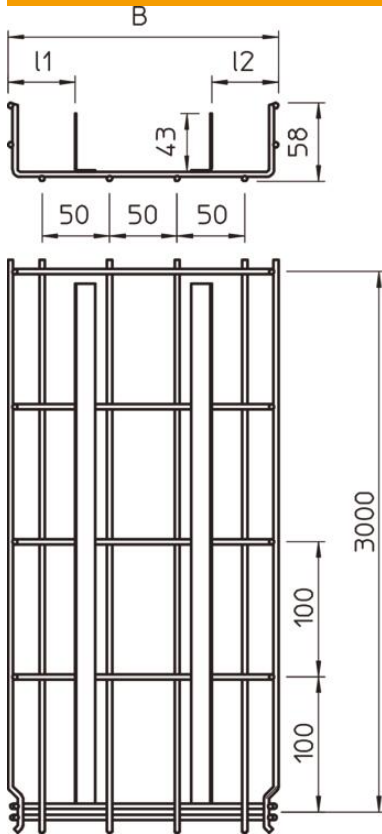
Technical data sheet

Mesh cable tray GR-Magic® 55 with 2 barrier strip

Item number: 6006395



Dimensions



Length	3,000 mm
Width	200 mm
Width	7.87 in
Height	55 mm
Height	2.17 in
Dimension A	69 mm
Dimension B	200 mm
Dimension I1	69 mm
Dimension L2 (mm)	69 mm

Technical data

Connector version	Integrated connector
Mounting system fastening type	Floor Ceiling Wall
Maintain electrical functions	no
Integrated partition	Two
Usable cross-section	87 cm ²
Usable cross-section	8700 mm ²
Profile shape	U-shaped
Rustproof steel, pickled	no
Screwless connector	yes
Wide-span version	no
Load test type according to IEC 61537	Type II
Type of connector, cable support system	Click fastening

Technical data sheet

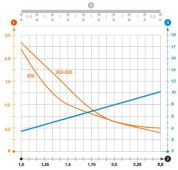
Mesh cable tray GR-Magic® 55 with 2 barrier strip

Item number: 6006395



Loads

Insertable support spacings, min.	1 m
Insertable support spacings, max.	2 m
Support spacing 1.0 m	2 kN/m
Support spacing 1.5 m	1 kN/m
Support spacing 2.0 m	0.4 kN/m



Load diagram, GR-Magic mesh cable tray, type GRM-2T 55

- 1 Permitted cable tray/ladder load in kN/m without man load
 - 2 Support width in m
 - 3 Rail bend in mm at permitted kN/m
 - 4 Load scheme during testing
- Load curve with cable tray/ladder width in mm
- Strut bend curve according to support width